



APR 01 2023



Swimming New Zealand



50m Breaststroke Men... Final

2023 Apollo Projects NZ Swimming C...

Points Swimmers Files Scoreboard



















Session 2 Sat 05:40 PM	Session 3 Sun 10:10 AM	Session 4 Sun 05:40 PM	Session 5 Mon 10:10 AM	Session 6 Mon 05:40 PM	Session 7 Tue 10:10 AM	Session 8 Tue 05:40 PM
--------------------------	--------------------------	--------------------------	--------------------------	--------------------------	--------------------------	--------------------------

Session 9 Wednesday 10:10 AM		
34	10:10 AM	800m Freestyle Women Fi...
35	10:12 AM	200m Individual Medley M...
121	10:18 AM	200m Individual Medley M...
36	10:24 AM	200m Individual Medley W...
122	10:31 AM	200m Individual Medley W...
37	10:36 AM	1500m Freestyle Men Final
38	10:38 AM	50m Breaststroke Men Heat
39	10:41 AM	50m Breaststroke Women ...
40	10:44 AM	50m Freestyle Men Heat
123	10:51 AM	50m Freestyle Men Multi-C...
41	10:54 AM	50m Freestyle Women Heat
124	11:01 AM	50m Freestyle Women Mul...
302	11:03 AM	50m Breaststro... LIVE

41 **50m Freestyle Women Heat** Official

Entries Heats

Total						
Rank	Competitor	Age	Club	RT	FINA	Result
1	Moynihan R...	24	Club 37	+0.73		25.43 Entry: 25.44 (-0.01) Q
2	Edwards Ch...	21	Coast Swim...	+0.62		25.46 Entry: 25.30 (+0.16) Q
3	Pedersen Zoe	16	Coast Swim...	+0.68		25.75 Entry: 26.16 (-0.41) Q
4	Crosbie Aim...	19	Coast Swim...	+0.68		25.87 Entry: 26.01 (-0.14) Q
5	Ouwehand ...	23	Phoenix Aqu...	+0.70		25.97 Entry: 26.13 (-0.16) Q
6	Fa'amausili ...	23	Club 37	+0.66		26.07 Entry: 25.90 (+0.17) Q
7	Littlejohn L...	18	St Paul's Swi...	+0.66		26.15 Entry: 25.90 (+0.25) Q
8	Godwin Em...	26	Heretaunga ...	+0.70		26.16 Entry: 25.94 (+0.22) Q
9	Nelson Pho...	22	Otaki Titans ...	+0.71		26.34 Entry: 26.75 (-0.41) Q
10	Neville (V) ...	17	Australia	+0.65		26.45 Entry: 26.29 (+0.16) Q
11	Atkinson A...	20	Coast Swim...	+0.75		26.57 Entry: 27.01 (-0.44) Q
12	Kidd Madison	26	Coast Swim...	+0.67		26.69 Entry: 26.48 (+0.21) Q
13	Osborne Su...	17	North Shore ...	+0.69		26.76 Entry: 26.79 (-0.03) Q
14	Peebles Liv	17	TBSS Centra...	+0.72		26.93 Entry: 26.90 (+0.03) Q
15	Shivnan Mol...	20	Mt Maungan...	+0.77		26.98 Entry: 26.89 (+0.09) Q
16	Miles Brooke	18	Nga Tai Tuat...	+0.66		27.04 Entry: 27.36 (-0.32) Q
17	Paterson Es...	21	Neptune Swi...	+0.71		27.42 Entry: 27.60 (-0.18) Q
18	Kwan Rae	19	Neptune Swi...	+0.64		27.44 Entry: 27.27 (+0.17) Q
19	Humphreys ...	16	Coast Swim...	+0.74		27.48 Entry: 27.93 (-0.45) Q
20	Joblin Dani...	19	St Peter's S...	+0.74		27.51 Entry: 26.93 (+0.58) Q
21	Marine (V) ...	17	New Caledo...	+0.76		27.56 Entry: 27.25 (+0.31) Q
		17	Wharenui Sw...	+0.75		27.70

22	 Borkowski E...					Entry: 27.50 (+ 0.20)
23	 Wansbroug...	16	 Aquabladz ...	+0.75	27.73	Entry: 28.07 (- 0.34)
24	 McCutcheo...	13	 TBSS Centra...	+0.64	27.77	Entry: 27.58 (+ 0.19)
25	 McEwan Tal...	17	Mt Maungan...	+0.70	27.80	Entry: 27.93 (- 0.13)
26	 Bourke Sav...	17	 St Peter's S...	+0.75	27.89	Entry: 27.77 (+ 0.12)
27	 George Am...	18	 Coast Swim...	+0.79	27.98	Entry: 28.21 (- 0.23)
28	 Tapper Mila...	17	 St Peter's S...	+0.70	28.06	Entry: 27.45 (+ 0.61)
29	 Brown (V) K...	19	Roskill Swim...	+0.70	28.10	Entry: 27.84 (+ 0.26)
30	 Perry Sophie	17	St Paul's Swi...	+0.72	28.12	Entry: 27.66 (+ 0.46)
31	 Crawford Zoe	18	 Coast Swim...	+0.71	28.13	Entry: 27.55 (+ 0.58)
32	 Birkett Sara...	20	Heretaunga ...	+0.74	28.29	Entry: 28.04 (+ 0.25)
33	 Campion Is...	18	United Swim...	+0.72	28.60	Entry: 28.15 (+ 0.45)
34	 Miles Tayla	16	 Nga Tai Tuat...	+0.66	28.71	Entry: 27.82 (+ 0.89)